


DePaul Center for Urban Education

A Clear Year of Teaching and Learning

First Class Program
August 14, 2006

1. Start with Clarity
2. Engage Learners
3. Scaffold Progress



Keep it simple, Smarty.

Chunk the content.

Choose effective strategies.

Check the learning.

Make More Progress.

Check or underline each strategy that would help students learn clearly.

1. Explain directions and give concrete examples
2. Maintain frequent eye contact
3. Give verbal directions in clearly stated steps
4. Test one concept at a time
5. Walk by student's desk to check for accuracy and on task behaviors every 15 minutes
6. Write assignments and give verbal instructions
7. Provide visual aids
8. Give simple directions with written examples
9. Ask student to explain what you said in his/her own words
10. Reinforce previously mastered skills

Choose a Topic: _____

Write a note that says what they will be able to explain when they have learned this topic.

List important words that students should learn to understand the topic.

Then make a FAR plan.

Focus

Act

Report

Choose a Topic: Values

Write a note that says what they will be able to explain when they have learned this topic.

That values are part of every culture.

List important words that students should learn to understand the topic.

culture
value













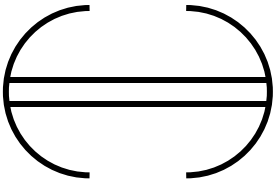



Then make a FAR plan.

<i>Focus</i>	<i>Act</i>	<i>Report</i>
Students choose and illustrate proverbs	<p>Students analyze symbols of other cultures—how they show the value they mean.</p> <p>Students identify and find examples of values in their own cultures:</p> <p>family justice education (students list more)</p> <p>Students illustrate and translate the words.</p> <p>Students write with the words.</p>	<p>Students make a symbol for a value important to their culture.</p> <p>Students write to explain their symbol and why this value is important to their culture.</p>

Proverbs and Quotes

1. A book is a garden carried in the pocket. (*Saudi Arabia*)
2. A clever person turns big troubles into little ones and little ones into none at all. (*China*)
3. If there's no enemy within, no enemy outside can do you harm. (*Nigeria*)
4. Education is the key to unlock the golden door of freedom. (*George Washington Carver*)
5. A little axe can cut down a big tree. (*Jamaica*)
6. If you wish to learn the highest truths, begin with the alphabet. (*Japan*)
7. A frog in a well-shaft still sees the sky. (*China*)
8. The future depends on what we do in the present. (*Mahatma Gandhi*)
9. In youth we learn; with age we understand. (*Mexico*)
10. Do not look where you fell, but where you slipped. (*Tanzania*)
11. One finger cannot lift a pebble. (*Hopi*)
12. If we wonder often, the gift of knowledge will come. (*Arapaho*)
13. Everyone is the age of her heart. (*Guatemala*)
14. The beginning of one's wisdom lies in understanding one's shortcomings. (*Spain*)
15. Accomplishment of purpose is better than making a profit. (*Niger*)
16. Every safe boundary was once an unknown frontier. (*Portugal*)
17. Do good, and don't worry to whom. (*Mexico*)
18. All good things to know are difficult to learn. (*Greece*)
19. It takes two to make the quarrel, but only one to end it. (*Nicaragua*)
20. You must be the change you wish to see in the world. (*Mahatma Gandhi*)
21. Life is a promise; fulfill it. (*Mother Teresa*)
22. Success is a journey, not a destination. (*Arthur Ashe*)
23. You already possess everything necessary to become great. (*Crow*)
24. Act quickly, think slowly. (*Greece*)
25. It is a rough road that leads to the heights of greatness. (*Ancient Rome*)
26. Don't let yesterday use up too much of today. (*Cherokee*)
27. The weather pays no mind to criticism. (*China*)
28. Lower your voice and strengthen your argument. (*Lebanon*)
29. You can't shake hands with a closed fist. (*India*)
30. Clouds that thunder do not always rain. (*Armenia*)
31. Rain never falls on one roof alone. (*Cameroon*)
32. Never be afraid to sit awhile and think. (*Lorraine Hansberry*)
33. He who does not know one thing knows another. (*Kenya*)
34. Habits are cobwebs at first, cables at last. (*China*)
35. No one tests the depth of the river with both feet. (*Ghana*)
36. Peace and tranquility are a thousand gold pieces. (*China*)
37. The habit of thinking is the habit of gaining strength. (*Nigeria*)
38. By learning you will teach, by teaching you will learn. (*Latino*)
39. The world exists on three things: truth, justice, and peace. (*Hebrew*)
40. To one who watches, everything is revealed. (*Italy*)
41. The eye never forgets what the heart has seen. (*Bantu*)
42. It is better to have less thunder in the mouth and more lightning in the hand. (*Apache*)
43. The hunter in pursuit of an elephant does not stop to throw stones at birds. (*Uganda*)
44. Give me leverage, and I will move the Earth. (*Greece*)

Progressive Symbols

 <p><i>Village (Mayan)</i></p>	 <p><i>Support (West Africa)</i></p>	 <p><i>Wise, Watchful (Native American)</i></p>	 <p><i>Peace (India)</i></p>
 <p><i>Cooperation (West Africa)</i></p>	 <p><i>Friendship (Ute)</i></p>	 <p><i>Evaluation (West Africa)</i></p>	 <p><i>Justice (China)</i></p>
 <p><i>Good Future (Native American)</i></p>	 <p><i>Leadership (West Africa)</i></p>	 <p><i>Harmony (India)</i></p>	 <p><i>Brotherhood (Hopi)</i></p>
 <p><i>Unity (Nigeria)</i></p>	 <p><i>Progress (China)</i></p>	 <p><i>Highest (Ghana)</i></p>	 <p><i>Progress (US)</i></p>

WORD BANK

ILS1A I can identify and explain words that are important to a topic

TOPIC: _____

WORD	Show what it means. Draw a picture.	Write another word that tells about this word. (It could be this word in another language.)



Make the Writing Connection!
Use your word bank to write about this topic.

My Symbol

Why this value is important to my culture.

Problem Solver

ILS 8A: I can figure out how to solve a problem.

Complete this chart.

Then solve the problem.

<i>What is the question asking me to figure out?</i>	
<i>What information do I need to solve it?</i>	
<i>What strategy will I use to solve it?</i>	

Write What's Important

1B: Can identify important information. 5A: Can synthesize information.

Topic: _____

What I Knew

What I Learned

What I Think

Take what you knew and what you learned and explain this topic in your own words.

Meet the standard:
Check your work—is it
✓ complete?
✓ correct?
✓ clear?
*Exceed the Standard:
Write what you learned by
doing this project.*