

Graphic Organizers as Assessments

PARCC uses graphic organizers to assess students' ability to analyze what they read. They are online, so they are called Technology Enhanced Constructed Responses (TECRs).

The PARCC TECR is a question that students respond to by moving text or highlighting text.

Kinds of TECRs include

- completing a graphic organizer to sequence events
- identifying the most important elements of a story or article for a summary and moving them into a graphic organizer in the order in which they should be included in the summary
- providing evidence in a chart to compare and contrast two characters or a story and a poem

Here are 3 examples from PARCC:

- Select one sentence from this drop-down menu that describes what is happening in this picture. Then select one sentence from the next drop-down menu that describes what the picture adds to the story.
- Using the list of events in the article ..., complete the diagram to show a cause, its effects, and then the response.
- Drag and drop the events into the correct sequence to create a summary. Use the events that are **most** important in the passage. Not all the statements will be used.

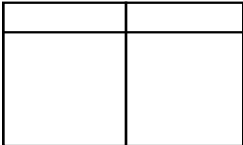

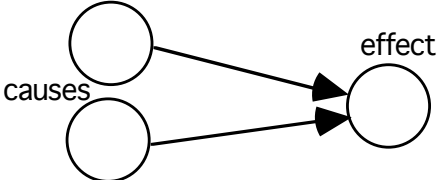
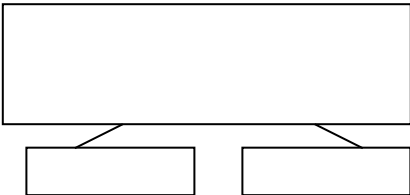
What are the implications for instruction and assessment?

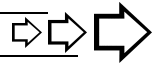
- > Systematically use graphic organizers to guide students to analyze what they read.
- > Strategically use graphic organizers to instantly assess students' competencies.

This guide includes examples of literacy analysis graphic organizers based on PARCC samples.



Graphic Organizer Models

Organizer	Examples of Kinds of Questions				
LIST • • •	✓ List five facts from the passage. ✓ List two opinions from the passage.				
CLASSIFY 	✓ List information about the setting in column 1. ✓ List information about the characters in column 2.				
SEQUENCE 	✓ Put the events in order on the timeline. ✓ Then predict what will happen next.				
COMPARE/CONTRAST <table border="1" data-bbox="212 915 786 1026"> <thead> <tr> <th>Similarities</th> <th>Differences</th> </tr> </thead> <tbody> <tr> <td style="height: 40px;"></td> <td style="height: 40px;"></td> </tr> </tbody> </table>	Similarities	Differences			✓ Compare and contrast the passage you read this week with the passage you read last week.
Similarities	Differences				
 ANALYZE/INFER RELATIONSHIPS	✓ Note two causes of the problem. ✓ Then list the problem in the effect circle. ✓ Then tell how people responded to the problem.				
INFER THE MAIN IDEA 	✓ Write the Main Idea of one paragraph in the big rectangle. ✓ Note two facts that support it in the boxes.				
Support a Conclusion <table border="1" data-bbox="191 1688 786 1879"> <thead> <tr> <th>Conclusion</th> <th>Evidence</th> </tr> </thead> <tbody> <tr> <td style="height: 80px;"></td> <td style="height: 80px;"></td> </tr> </tbody> </table>	Conclusion	Evidence			✓ Give two examples from the text that support your conclusion.
Conclusion	Evidence				



PARCC-Based Constructed Responses Using Graphic Organizers

FICTION

Complete the chart to show how the writer describes _____.
Put three details from the text into the chart.

Topic: _____

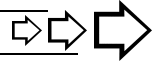
Details

Complete the chart to tell what the picture adds to the story.

Describe what is happening in the picture.	Tell what the picture adds to the story.

Complete the chart to tell how _____ (a character) responds to each important event in the story.

Event	How the character responds



List three phrases that tell about the setting.

Compare the feelings of the narrator and one character in the story.

Narrator	Character: _____
How the narrator feels:	How this character feels:
Quotation that provides evidence:	Quotation that provides evidence:

Compare two characters.

Character 1:	Character 2:
Trait:	Trait:
Evidence that Supports It:	Evidence that Supports It:
Trait:	Trait:
Evidence that Supports It:	Evidence that Supports It:

Both characters share this: _____.
 Select two statements, one for each character, that supports this idea.

Character 1	Character 2



Complete the Story Map

Tell about two important characters.

Character	Trait	Evidence

Sequence the Events. Draw or tell how it started, what happened next, how it ended.



INFER: What is the message or lesson of the story?

Why do you think that is the message the writer wants you to understand? What parts of the story support your answer?