











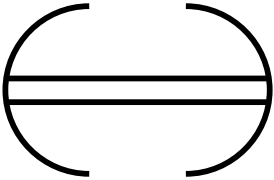





Use Symbols to Develop Interpretation Abilities

CCSSR Anchor Standard 1. Read closely to determine what the text says explicitly and to make logical inferences from it; cite specific textual evidence when writing or speaking to support conclusions drawn from the text.

These symbols show different cultures' values.

 <p><i>Village (Mayan)</i></p>	 <p><i>Support (West Africa)</i></p>	 <p><i>Wise, Watchful (Native American)</i></p>	 <p><i>Peace (India)</i></p>
 <p><i>Cooperation (West Africa)</i></p>	 <p><i>Friendship (Ute)</i></p>	 <p><i>Evaluation (West Africa)</i></p>	 <p><i>Justice (China)</i></p>
 <p><i>Good Future (Native American)</i></p>	 <p><i>Leadership (West Africa)</i></p>	 <p><i>Harmony (India)</i></p>	 <p><i>Brotherhood (Hopi)</i></p>
 <p><i>Unity (Nigeria)</i></p>	 <p><i>Progress (China)</i></p>	 <p><i>Highest (Ghana)</i></p>	 <p><i>Progress (US)</i></p>

Analyze: Choose one. Tell how it shows the idea.

Analyze: What values do some cultures share?

CREATE: Design your own. Show an idea you think is important.